



Molde, Norway. Photo by Dong Zhang

Inspera Assessment was updated 6th July 2018

New features will be demonstrated in [Release Webinar 7th August 2018](#).

Wishing you a great summer!

The Inspera Team

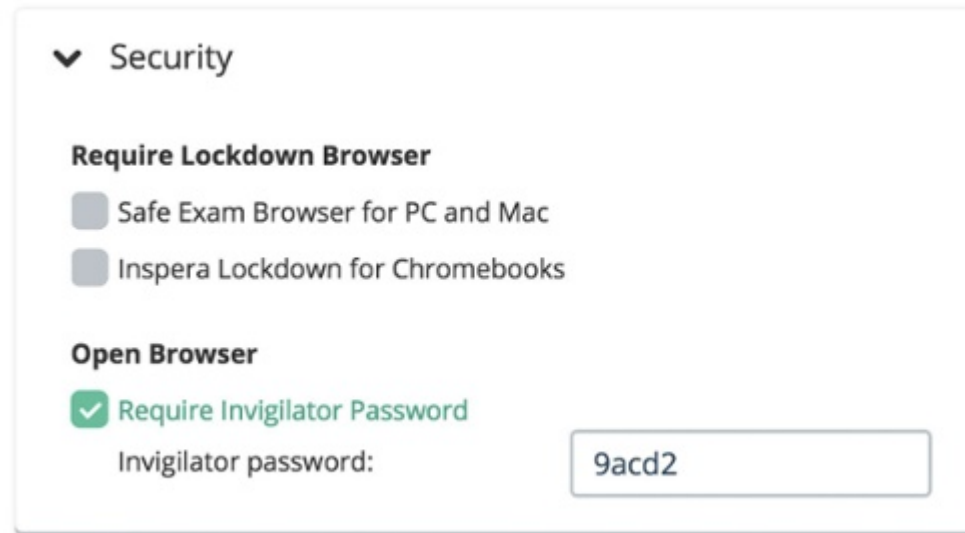
New features

Set Invigilator Password for Open Book Tests

[Activation required](#). *Included in all plans.*

The purpose of Invigilator Password in Open Browsers is to improve security for:

- Tests carried out in computer labs with general browsers (Not Safe Exam Browser or Inspira Lockdown for Chromebooks)
- Candidates that are exempted from Lockdown before or during Closed Book exams



The screenshot shows a 'Security' settings panel. Under the 'Require Lockdown Browser' section, there are two unchecked checkboxes: 'Safe Exam Browser for PC and Mac' and 'Inspira Lockdown for Chromebooks'. Under the 'Open Browser' section, the checkbox 'Require Invigilator Password' is checked. Below this, there is a label 'Invigilator password:' followed by a text input field containing the password '9acd2'.

The Invigilator Password for open browsers can be used independently, or in combination with Lockdown Browsers.

How it works

In the same way as in Closed Book tests, Invigilator Password disables candidates from opening a test multiple times. The prompt for Invigilator password is automatically shown when:

- A candidate during a test tries to navigate back to Dashboard before submitting
- A candidate tries to resume a test that he/she already have started

Add URLs and PDFs as allowed Resources to Question Sets

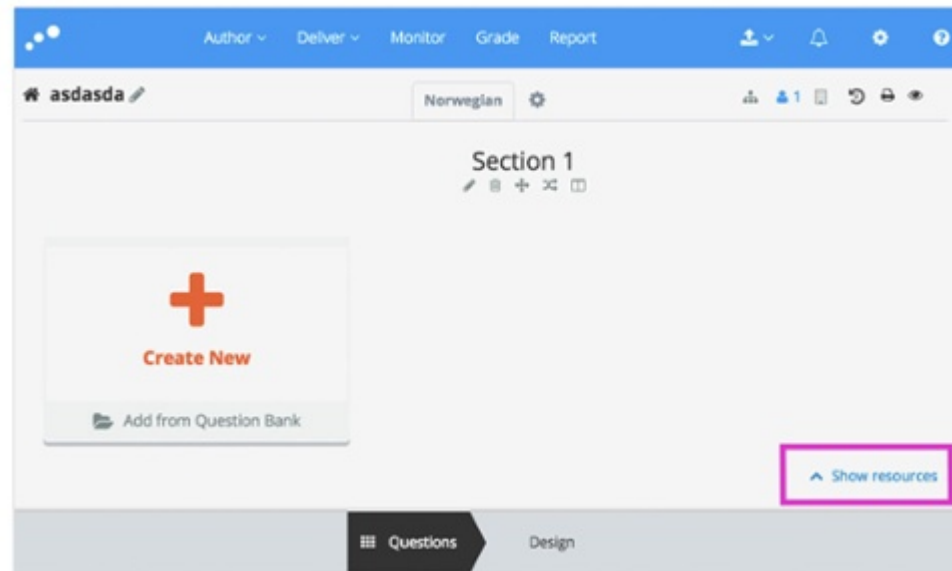
No activation required. Included in all plans.

The notion of **Resources** in Inspira Assessment refers to the concept of making tools and aids generally available to candidates throughout a test.

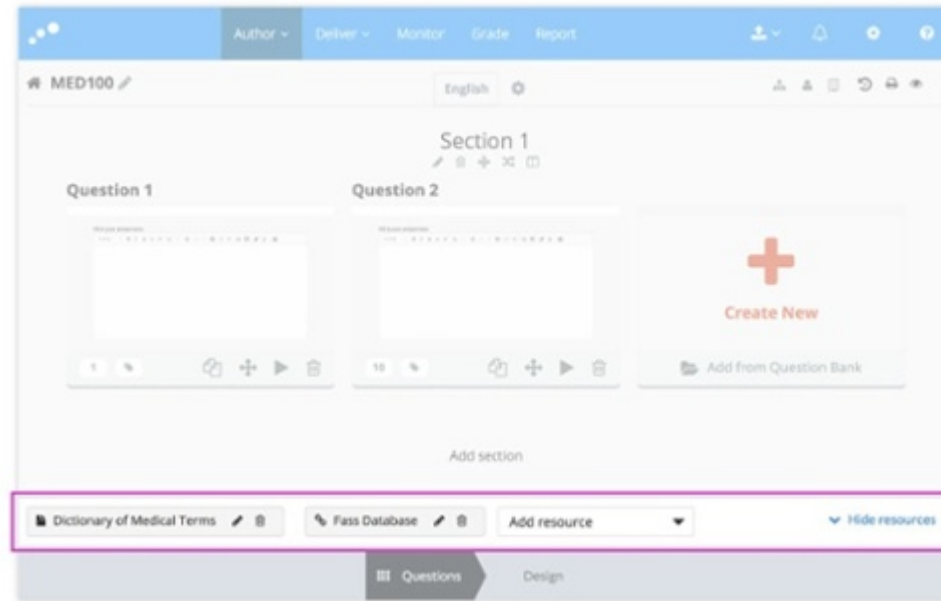
Resources are listed in the footer of the student interface and can be utilised for both Open Book and Closed Book tests:

- All versions of SEB for macOS
- SEB version 2.2 for Windows (not SEB 2.1.8 and 2.1.5)
- Inspira Lockdown for Chromebooks
- Other general browsers

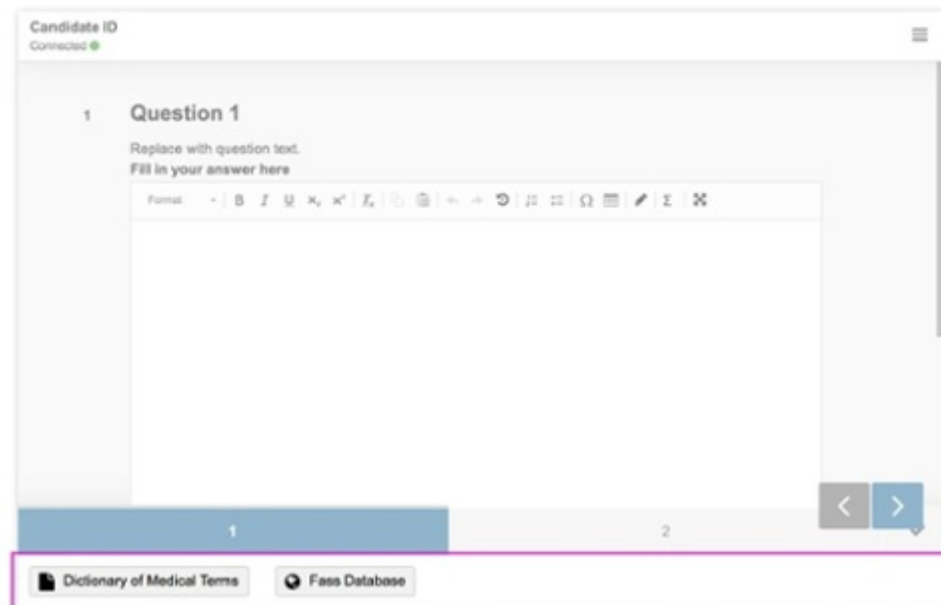
When editing a Question Set, Authors now have an option to show / hide the Resources bar. By selecting *Show Resources*, the white *Resource Footer* is displayed.



The Show resources button is located in the lower right corner.



Authors can add multiple resources and freely combine URL and PDF Resources.



By previewing the Question Set, Authors can see how it will look for the candidates.

Please note:

- To test the Resource links, use *Preview in new tab* (Eye icon in upper right corner) as the Resource links in the Design tab are disabled.
- The option to add *Additional Resources* in Test Setup is now disabled from editing. Existing tests will remain unchanged and fully functional, but you can no longer configure new resources this way. In the future, this option will be completely hidden.

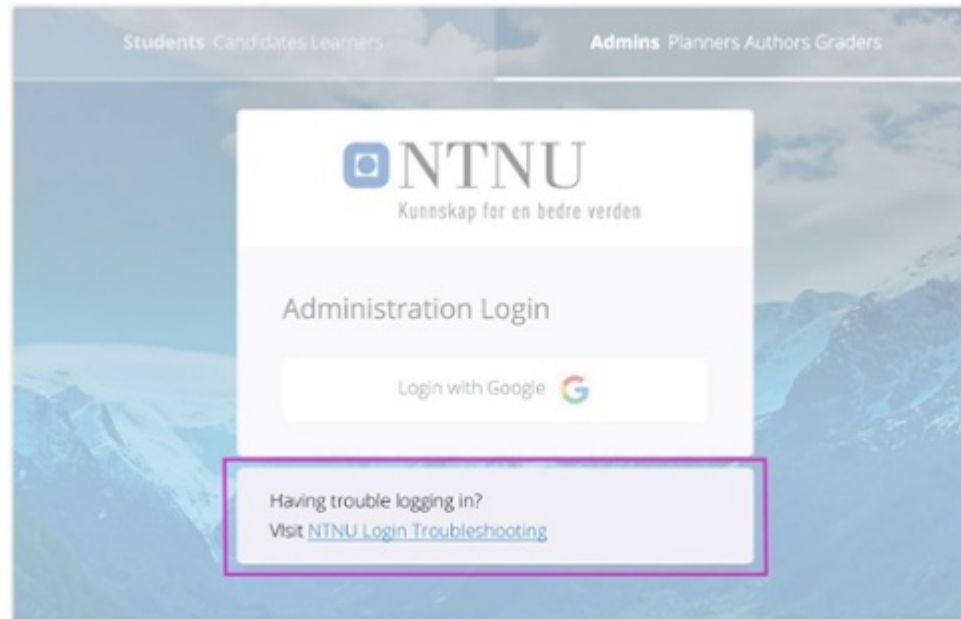
Set custom login help text for Students and Admin users

[Activation required](#). *Included in all plans.*

Custom Login Help allows institutions to configure the text field below the login options.

Students and Admin user can have separate texts and links.

To activate and configure, contact [Inspira Service Desk](#).



The custom help text can contain links to documentation shared by your institution.

General release of Taxonomy

[Activation required](#). Included in all plans.

Taxonomy can be utilised to organise Questions and Question Sets by predefined, hierarchical structures of any kind. In this release we added the possibility to link and unlink Questions and Question Sets with batch actions directly in the content lists.

Other improvements

- Fixed issue with annotations sometimes lost when placed outside of margin
- Fixed issue with submissions in some cases not showing completely in URKUND

- Improved support for decimals in grading tool

Postponed to July maintenance update:

- Issue with committee approval sometimes blocked if candidates in other committees had extra time or was opened for resubmission

Inspira AS Brynsveien 18 Oslo, Oslo 0667 Norge

You received this email because you are subscribed to 1. Release Notes and Webinars Subscription from Inspira AS.

Update your [email preferences](#) to choose the types of emails you receive.

[Unsubscribe from all future emails](#)