



Photo by [Sam Wheeler](#)

Inspera Assessment was updated 2nd February 2018

In this first release of 2018, we have been focusing on bug fixes, performance improvements and general usability.

We apologize in advance for the lengthy email:

- Heads-up
- Upcoming Webinars
- New features
- Improvements and bug fixes

Next release is scheduled for 2nd March 2018.

Best regards,
The Inspera Team

HEADS UP

FS BAS & Sebra Sync with FS Person ID / løpenummer

Admin users: During the next weeks we will gradually update FS BAS and Sebra user synchronization to include sync of FS person ID / løpenummer. We will also start synchronizing updates to users that do not have a Feide user name defined in BAS or Sebra.

FS person ID / løpenummer for students scheduled for release 6th April 2018.

UPCOMING WEBINARS

Release Webinar

Tuesday 6th February 13.00 - 13.30 CET

- Templates: Introduction and best practices
- Print and PDF improvements
- Q&A

[Sign up now](#)

Learning Analytics

Tuesday 6th February 13.30 - 14.00 CET

Directly following the Release Webinar, Vidar Sveen is hosting a session on how Analytics can be used to improve test quality in Inspecra Assessment. Topics include:

- Getting started with Learning Analytics
- Key concepts
- Demo and examples
- Q&A

Same signup as Release Webinar above

[Watch an introduction video on Learning Analytics in Inspecra Assessment](#)

Flash Forward to Release 2nd March 2018

Tuesday 6th February 14.00 - 14:30 CET

Directly following the Analytics Webinar, Jarle Presttun is hosting a session on upcoming updates to Lockdown Browsers and the Assessment Player. Topics include:

- Status SEB 2.2
- External Tools and Resources
- Integrated Text to Speech with [Amazon Polly](#)
- Q&A

Same signup as Release Webinar above

Update 2nd February 2018

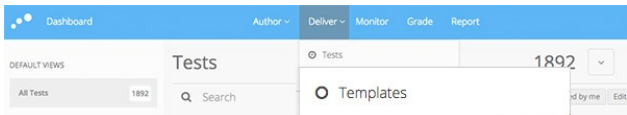
NEW FEATURES

Templates

Will be activated on all accounts during Monday 5th February.

For questions, contact [Inspira Service Desk](#)

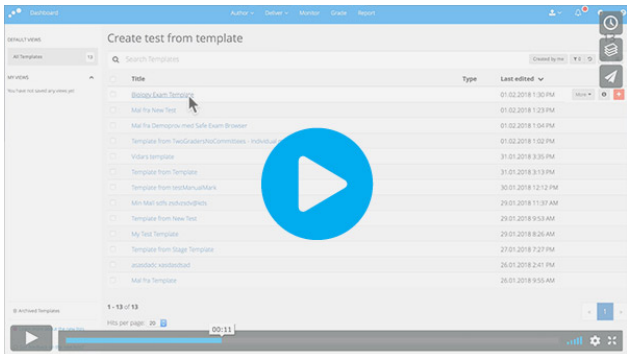
The purpose of Templates is to speed up the test creation workflow. By using Templates, new tests can be created with a few clicks. Once created, tests created from Templates behave like any other test in Inspira Assessment.



Templates are listed as a new content type in the Deliver Tool.

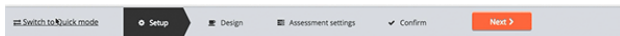
Any property of a test can be included in a Template, so it is automatically defined in new tests created from the Template.

The video below gives a demonstration of the Template functionality, showing how a new test is created from a Template that includes a Question Set, with FS as default link.



Quick Mode - Fast lane to test activation

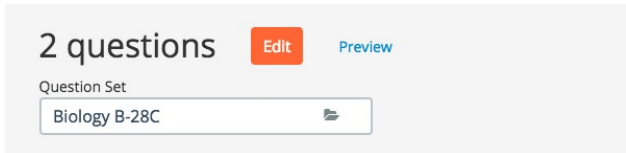
When creating new tests from a Template, the default test creation wizard is set to the new **Quick Mode**. In this mode, most test settings are hidden from the interface as they most likely are pre-defined by the Template.



Toggle between Quick and Standard Mode at any time.

Edit Questions on the fly

Quick Mode also allows you to edit the Question Set without leaving the Deliver Tool.



The Edit button opens the Author tool in an overlay

Please note certain limitations to this editor:

- The Editor is only available in tests created from a Template
- *Add from Question Bank* is disabled
- *Question Mark Scheme Editor* is disabled
- *Banded Marking Editor* is disabled

Managing Templates

Permissions

Templates can only be created, edited and shared by [Planners with Extended access](#). In the video below, you can learn how to create, edit and share Templates.

Dashboard Author Deliver Monitor Grade Report

Tests > IA1 - 792 | Test 1 contributors Save as Template

IA1 - 792 | Test is active

Test opens 01.02.2018 9:00 AM Standard closing time 28.02.2018 11:00 AM Countdown Ends in 25 day(s) 22:03:10

Candidate login details Show as list URL for candidate login https://.../login

Question Set PDF - Alex by alex all Preview Norwegian English

Test information (optional) Not set

Templates can be saved from a test by clicking the button in the top right corner.

Editing Templates

The "Edit Template" action is found in the dropdown menu in the Create button

Tests > Biology Exam Template 1 contributors

PRIVATE TEMPLATE

Biology Exam Template

To edit Template title and description, click the dropdown next to the "New Test from Template" button.

New Test from Template Edit Template

Only Planners with Extended Access can edit Templates

In addition to the various test configurations, the following properties can be set in a Template:

- Template Name
- Template Description
- Default Sync (Learn more below)
- Default Question Set (Learn more below)

Sharing Templates

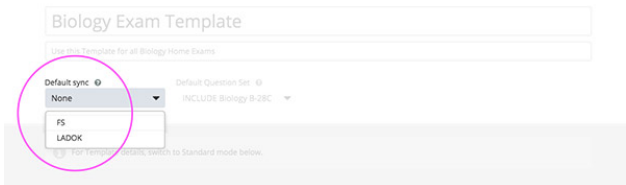
Sharing a Template makes it visible to all regular Planners on the account. These Planners are then allowed to create new tests from Template, but cannot edit or archive it.



Templates are private by default, only visible to you and other users with extended access

Default sync

Templates can be linked to external systems like FS and Ladok. This means that planners are automatically prompted to select a test in the external system to sync from when creating a new test from the Template.



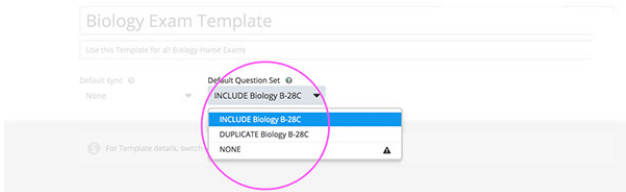
Default sync can be changed when editing the Template

Any fields pre-populated in the Template (candidates, start time, etc), will automatically be replaced by information synced from the external system.

Default Question Set

Default Question Set defines what happens when new tests are created from a Template that includes a Question Set:

- **Include:** Use the same Question Set as defined in Template
- **Duplicate:** Automatically make a copy of the Question Set defined in Template
- **None:** Do not include the Question Set in new tests created from the Template



Contributors

If desired, contributors (authors, invigilators, planners, graders) can also be saved as part of Templates. Please note:

- Template creators are automatically added as Planner to new tests
- Graders in Templates are automatically replaced by any new graders synced from external systems

Documentation

Template documentation will be completed during next week in the following locations:

Knowledge Base

<https://inspera.atlassian.net/wiki/spaces/KB/pages/218824705/Templates>

Hjelp og Oppl ring

<https://inspera.atlassian.net/wiki/spaces/NO/pages/218955779/Maler>

Kunskapscentrum

<https://inspera.atlassian.net/wiki/spaces/KC/pages/218824711/Provmallar>

Publish grades to Student Dashboard

Requires activation through [Inspera Service Desk](#)

Grades can now be displayed on the student Dashboard immediately when grading has been confirmed, or from a specific date.

The screenshot shows a student dashboard interface. At the top, there is a blue header bar with the text "Individual" on the left and "The test window closed a year ago" on the right. Below the header, the course name "MED100" is displayed in large, bold, black letters. Underneath the course name, the test window dates are shown: "February 1, 2017 10:00 AM" followed by a right-pointing arrow and "February 16, 2017 12:00 PM". A light blue horizontal bar contains a green checkmark icon and the text "You submitted 2 months ago". At the bottom of the dashboard, the text "Final Grade" is displayed above a large, bold, black letter "B". The letter "B" is circled with a thick purple line.

Grade on Student Dashboard

IMPROVEMENTS AND BUG FIXES

PDF and Print Manager

QUESTION SETS

- PDF panels and attachments included when downloading Question Set as PDF

SUBMISSIONS

- Automatic merging of all uploaded PDFs (Home exams)
- Automatic merging of Question PDF and uploaded submission PDFs (Home exams)

Bug Fixes

- Export of analytics data from item bank would in some cases not adhere to the active test context filter
- When searching for multiple labels in the item bank and writing 2 symbols or less in the search field, already filtered labels in the filter would be reset
- In the marks and final grades CSV marks from multiple graders would be added on the same line
- Using a custom value for "Limit SEB file availability" would break SEB login on Demo exams
- When using inverted contrast on SEB for Mac there was an issue with loading of inline PDFs
- If the candidate used the edit formula tool to make a formula, the Equation would not show when the candidate downloaded the submission review
- The created by filter in the item bank would limit users to those that have the planner role when filtering questions and question sets
- The Excel export in Grading would misleadingly allow planners to export, but never include any grades since planners never set grades. This option is now disabled for users that are not assigned to grade. We have also improved handling of candidates that did not start or submitted in both export and import
- There was an issue with the threshold editor where manual marks were not being included in some cases

- In some cases the duration value shown in the analytics data would be off by a factor of 10
- Saved views sorted by some specific fields in the Item Bank and Monitor could in some cases lead to invalid views that would not load correctly
- In some rare cases changes in an external Student Administrative System could lead to multiple emails being sent about the same changes
- Syncing of evaluators and candidates in committees that have completed grading caused problems in some cases, handling of this has now been improved
- Enabling of spell checker during a test required navigation by the candidate in order to take effect, this has now been fixed so that it takes effect immediately
- Batch adding of questions from the item bank no longer shows questions that are already in the question set
- Improved handling of test title containing apostrophe
- There was an issue with new planners added to a test not getting permission to the grading instructions
- Fixed some translation errors

Inspira AS Brynsveien 18 Oslo, Oslo 0667 Norge

You received this email because you are subscribed to Inspira Assessment Release Notes from Inspira AS.

Update your [email preferences](#) to choose the types of emails you receive.

[Unsubscribe from all future emails](#)