



Release Note 3rd of June 2016.

New features

- Grading: Shared marks
- Grading: Quick-confirm Final Grades
- Monitor: Register attendance
- Monitor: Candidate ID-checks
- Grading (Norway): MinID for external graders

Improvements

- Monitor: Improved warnings
- Tests: Withdraw option available regardless of test type
- Grading: Real time updates in Final Grading
- Tests (Norway): Further improvements to robustness of FS-sync
- Admin (Norway): Nynorsk interface

Shared marks

Workflow for graders. The purpose of Shared marks is to support graders with dividing a "pile" of submissions between them, within a committee or without grading committees.

Weekly demos in June: To learn more about shared marks, graders can attend free

grading webinars every Tuesday in June at 1PM (CEST). [To register, click here](#)

Use *Shared marks* when graders want to collaborate on building a **single total mark per candidate** (as opposed to each grader building their own total mark). Each question will get ONE mark or grade, and the graders are free to override each others grading. Grading is completed when all all questions and candidates are evaluated.

Shared marks consists of several features:

- **Settings for Marking workflow.** The Planner activates Shared marks under *Details > Marking workflow* from the overview page in the Grade-tool:

Marking workflow

Calculation of total marks

Individual marks.

Each grader marks all questions in their assigned submission, and does not share marks until Final grading. [Learn More](#)

Shared marks.

Use this option to allow the graders to split the marking of submissions on questions level. Graders jump directly to Final grading and share marks and grades directly. [Learn More](#)

Grade confirmation

All graders must confirm.

Require all graders to confirm Final Grades. [Learn More](#)

One grader can confirm.

Allow one grader to confirm Final Grades on behalf of all graders. [Learn More](#)

Cancel

Update

Screenshot from the Grade-tool > Details > Marking workflow

- **Real time updates in the Grade tool.** The interface is automatically updated for an evaluator with the marks and grades set by other evaluators.
- **Grading event log.** When Shared marks is activated on a test, a detailed grading event log is available to the Planner and the evaluators. The grading event log is

accessible from the overview page, the candidate list, the candidate page and from the candidate submissions page.

Good to know

- The evaluators themselves decide how to divide the pile. Each evaluator can then hide/show the questions to be graded by others using *Filters > Question number*.
- "Shared marks" combined with "Your grading" makes no sense as the entire grading process is shared from the onset. In this mode, all evaluators thus automatically start their grading in "Final grading".

[Learn more in Inspera Knowledge Base](#)

Known areas of improvement for *Shared marks* for later release

- **Setting for workflow** is only available in the Grade-tool, and can thus only be edited by the Planner after the test is open for grading. This will be improved.
- **Candidate list:** When *Shared marks* is activated, the column "Your grade" is displayed. This will be hidden from the candidate list as it does not convey any information.
- **Candidate list:** A new column with the total marks for the candidate and yet another one displaying the number of questions that has received marks.
- **Filters for evaluator:** When *Shared marks* is activated the filter "Marked by me/Not marked by me" is hidden. These will be replaced by "Marked/Not marked".
- **Overview page:** When *Shared marks* is activated, "Complete you grading" and "Confirm your grading" is shown as completed. These rows will be hidden in a later

release as they are of no use.

Quick-confirm Final Grades

Marking workflow. The purpose of this feature is to make grading collaboration smoother, by making it possible that only one of the evaluators confirm Final grading. To enable this, the Planner chooses *One grader can confirm* under *Details > Marking workflow* from the overview page in Grade.

[Learn more in Inspera Knowledge Base](#)

Register candidate attendance

Closed-book tests. The purpose of registering attendance is to separate who is registered to take the test, and who is actually undertaking the test at the test location.

Planners, Chief invigilators and Invigilators can register attendance.

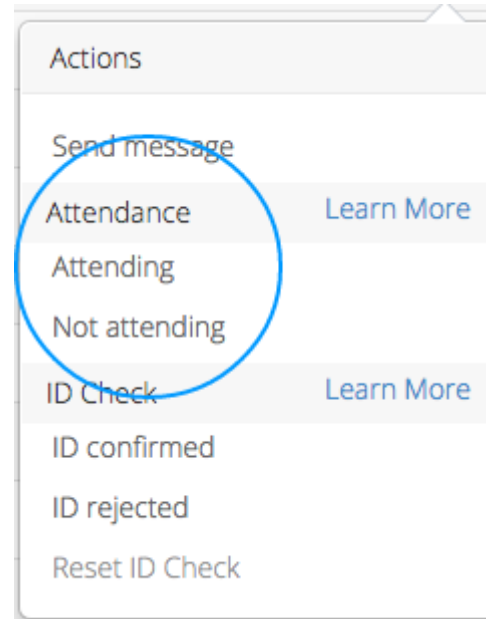
Registering attendance does not affect the candidates taking the test regardless of attendance status. E.g. candidates with the status "Not attending" or "Not set" will be able to submit, and the submission will be available in the Grade-tool.

How it works:

1. In the Monitor-tool, add the column Attendance
2. Register attendance for each candidate via the actions menu
3. Use the Properties filters *Attendance not set*, *Not attending* or *Attending* to work systematically on the day of the test

Good to know:

- Attendance does not need to be activated as it is available for all tests
- (Norway) Attendance is not linked to the equivalent feature in FS in any way



[Les mer i Knowledge Base](#)

ID-check of candidates

Closed-book tests. The purpose of ID-checks is to be able to implement systematic ID-checks of all candidates at the test location.

Candidate ID-check is activated by the test Planner, under Security settings.

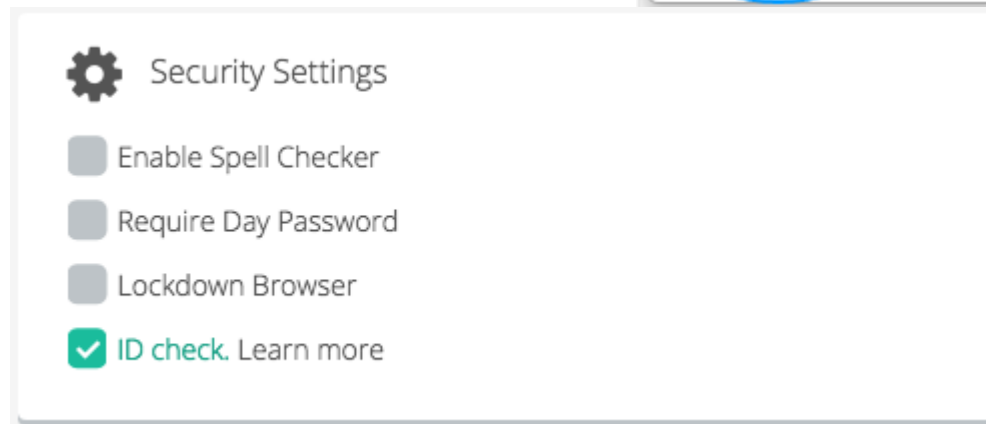
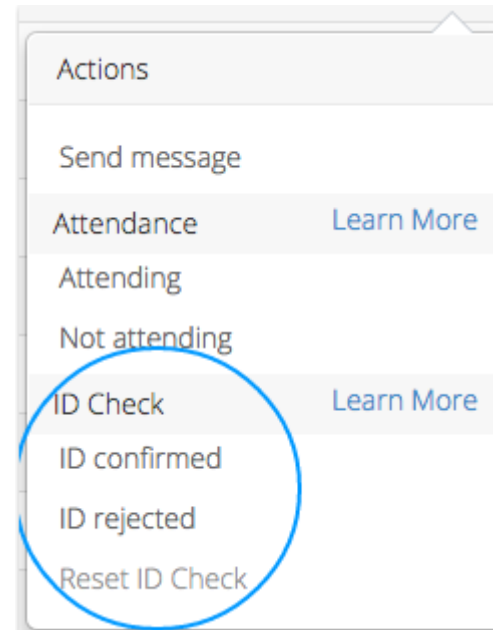
ID-check is similar to Register attendance, but has an additional mechanism that prevents candidates logged into SEB from logging out of SEB before the status is updated to "ID confirmed" or "ID rejected". Candidates who have delivered, but not had their IDs checked are thus encouraged to stay until they have had their IDs

checked.

Planners, Chief invigilators and Invigilators can register ID check.

Quick guide

1. Activate ID check in the Deliver-tool, under Security Settings:



2. Register ID-check per candidate in the Monitor-tool

Good to know

- ID-check can be activated/deactivated at any time, even after the test is activated
- Lacking or rejected ID-check does NOT prevent the candidate from submitting
- Candidates with status set to "ID rejected" are still sent to grading

(Norway) MinID for external evaluators

MinID can now be activated per institution. Want to activate MinID?

Contact henriette.godal@inspera.no

Other improvements:

Monitor: The warning "Server error" in Monitor is replaced by "Network error". The warning will be triggered by both server- and network errors, but almost all errors are of the type network errors. Thus, the new name provides a more accurate description of the actual error.

Real time updates in Final Grading. The interface is automatically updated for an evaluator with the marks and grades set by other evaluators.

Math Entry: Ignoring "white space" and lower case/capital letters.

(Norway) Admin: Nynorsk interface

Tests: Withdraw option available regardless of test type

(Norway) Tests: Further improvements to robustness of FS-sync

Change: Correct answers are no longer displayed in PDFs for automatically evaluated questions. The reason being issues linked to displaying correct answers for questions with multiple correct answers and composite questions.

Bug fixes: On tests with "Allow re-submission (Home exam)" activated, candidates and

evaluators who viewed the submission after delivery saw a message saying "Resubmissions required. Your status has been set to "Not submitted". Please remember to resubmit before leaving this test." This message should not be displayed on a delivered submission and is thus removed.

Inspira AS Brynsveien 18 Oslo, Oslo 0667 Norge

You received this email because you are subscribed to Inspira Assessment Release Notes from Inspira AS.

Update your [email preferences](#) to choose the types of emails you receive.

[Unsubscribe from all future emails](#)