



Photo: Biegun Wschodni

Inspera Assessment was updated 7th April 2017

Welcome to an extended Release Webinar Monday 10th April 13.00 - 14.00 CET

To sign up, [click here](#).

Next release is scheduled 5th May 2017. Please note that the following features has been postponed to the May release:

- Non-anonymous candidates
- Wi-Fi panel in SEB

In this email you can learn more about

- New features in Author
- New features in Deliver
- New features in Grading
- From Beta to Production
- Now in Beta
- Known issues upon release

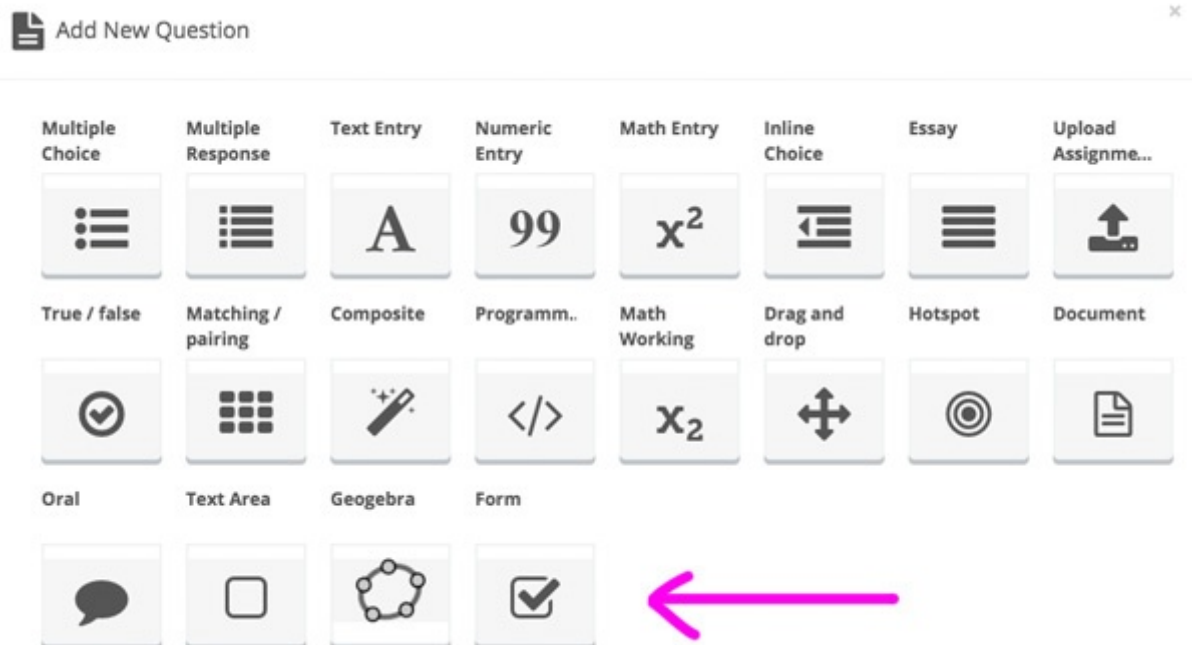
Wishing you a peaceful Easter.

From all of us at Inspera

New features in Authoring

New "Question type": Form

Feedback, disclaimers and metadata for bachelor / master thesis submissions can now be collected from candidates by using Forms.



How Forms work:

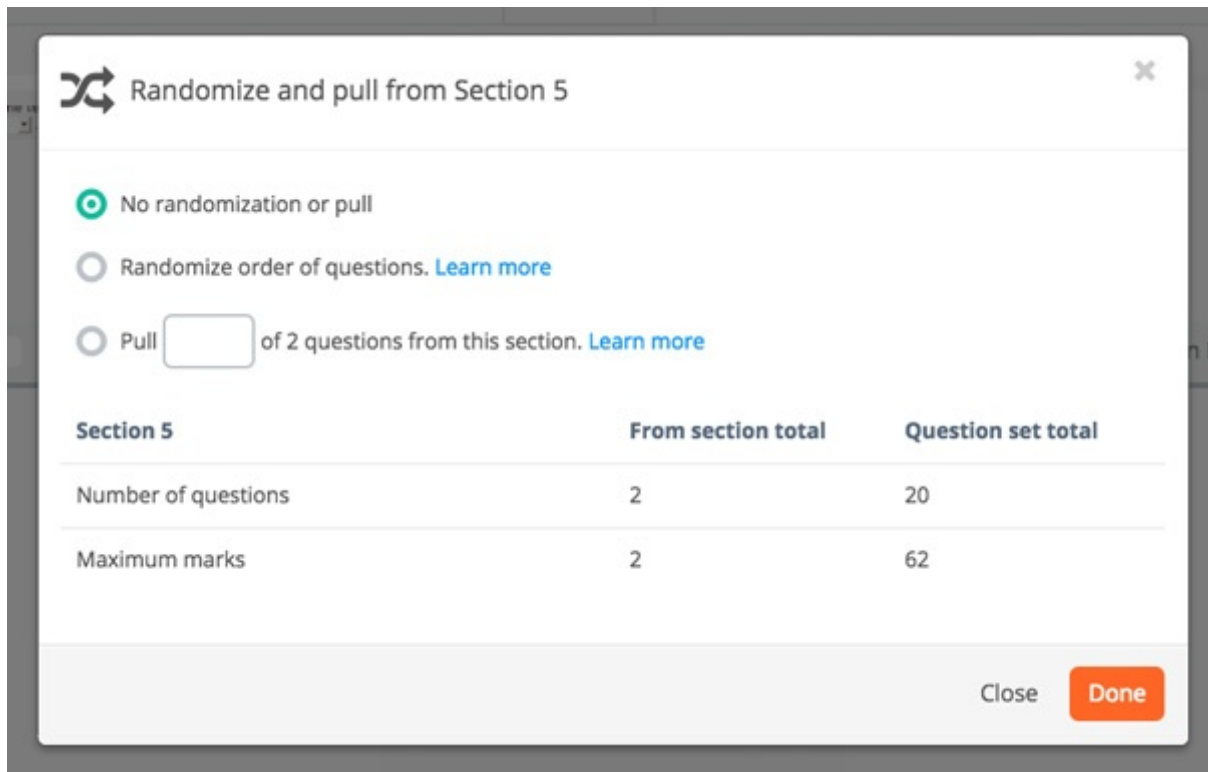
- Forms cannot be scored or marked, and are invisible in the grading tool, except if graders select "View submission".
- Forms are authored in the same way as Composite questions
- Forms can be combined with any other question types

Random order and pull from section

Authors are now able to randomize the order of questions and pull random questions from a section.

How it works:

- Random order: The questions in the section will be displayed in random order for each candidate
- Pull: Each candidate will get a random selection of the questions in the section

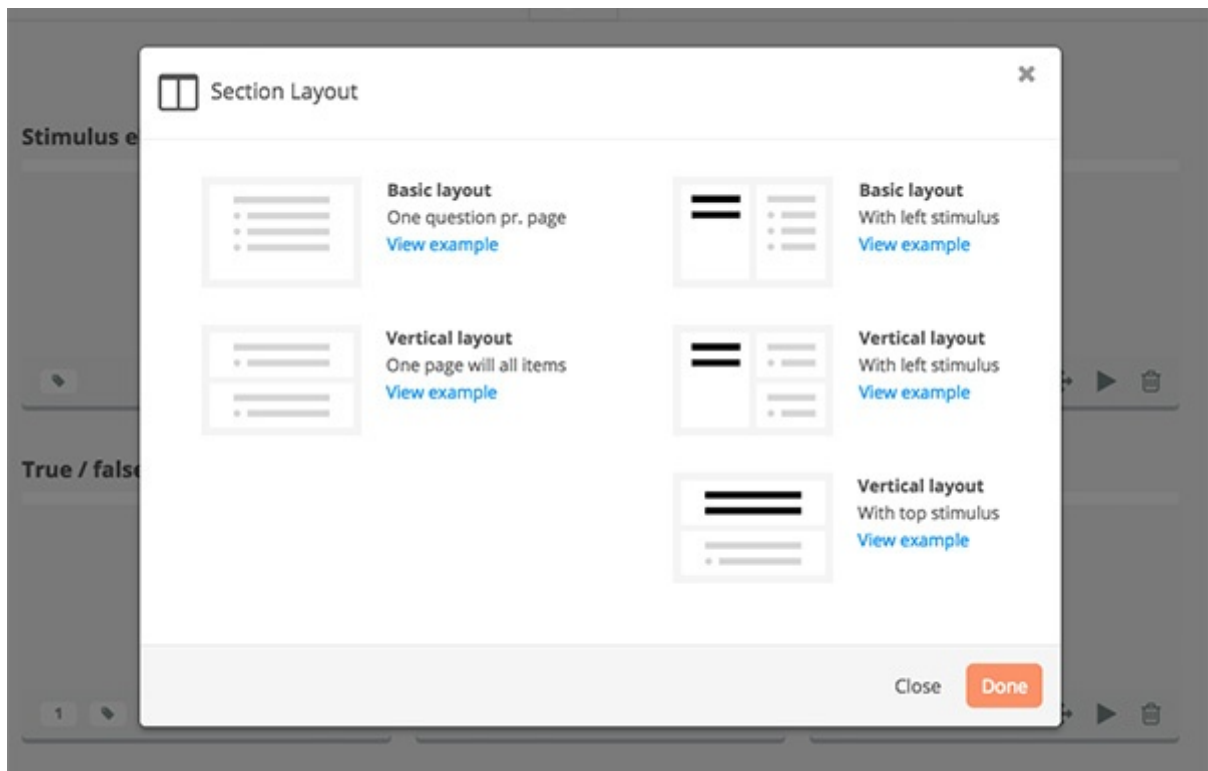


Pulling is only available in sections where all questions have same maximum marks

Section Layouts

Section Layouts enable Authors to combine multiple questions in new ways and display a rich text stimulus to the candidates throughout the section.

To preview some basic examples, [click here](#)



New modal for selecting Section Layout available from below the section titles

Edit and Preview design settings in the Author tool

The Authoring has been updated with a brand new Design view, enabling authors to preview multiple languages more easily and edit **real** navigation settings, flagging, numbering scheme and visibility of marks. These settings are now saved as part of the question set and automatically update tests using the question set.

The new design tool is called Design and is found in the new footer.

The screenshot shows the Geogebra Author tool interface. At the top, there is a navigation bar with 'Author', 'Deliver', 'Monitor', 'Grade', and 'Report'. Below this, the 'geogebra test' header is visible, along with a language selector set to 'English' (circled in red with a '3'). The main workspace shows a question editor with a table for a cylinder problem. The table has columns for 'Roll', 'Diameter', and 'Circumference'. The first row is an example with diameter 1 and circumference 3.14. The second row is for a question with diameter 2 and a blank space for the circumference. The table is numbered 1 to 20. On the right, a sidebar shows test settings for 'geogebra test', including 'Last updated 27 Mar 2017 11:29 by Pettersen Jens Adreas', 'Number of questions: 3', and 'Maximum marks: 21'. Under 'Options', there are several checkboxes: 'Hide navigation bar' (checked), 'Disable navigate back button', 'Show table of contents', 'Hide question titles' (checked), 'Enable flagging', and 'Show maximum marks pr. item'. A 'Preview' button is at the bottom of the sidebar. At the bottom of the interface, a footer menu has 'Questions' and 'Design' (circled in red with a '1').

The Design View is accessed from the new footer menu

Please note. The tool "Author Preview" is now replaced by the Design view and a clean preview in new tab. Consequently, the following options can no longer be previewed by the Author:

- Disable sketches in essay questions
- Hide result page
- Auto-submit
- Sketches (Scantron)

Print Manager (closed beta)

This spring we are upgrading the PDF generation mechanisms across the entire platform. As part of this we are releasing the first version of Print Manager in the Author tool, enabling Authors to print question sets for different purposes: Candidate Handouts, Grader Guides with marks and correct answers, etc.

Later on, this tool will be extended to Deliver and Grade.

The Print Manager renders Question Sets in a print friendly format

Other Author improvements

- Oral question type is renamed Oral / Sketch, since this question type works very well for any non-screen interactions, like drawing something on paper.
- Device preview (Desktop, tablet, mobile) now includes a Print Preview option.

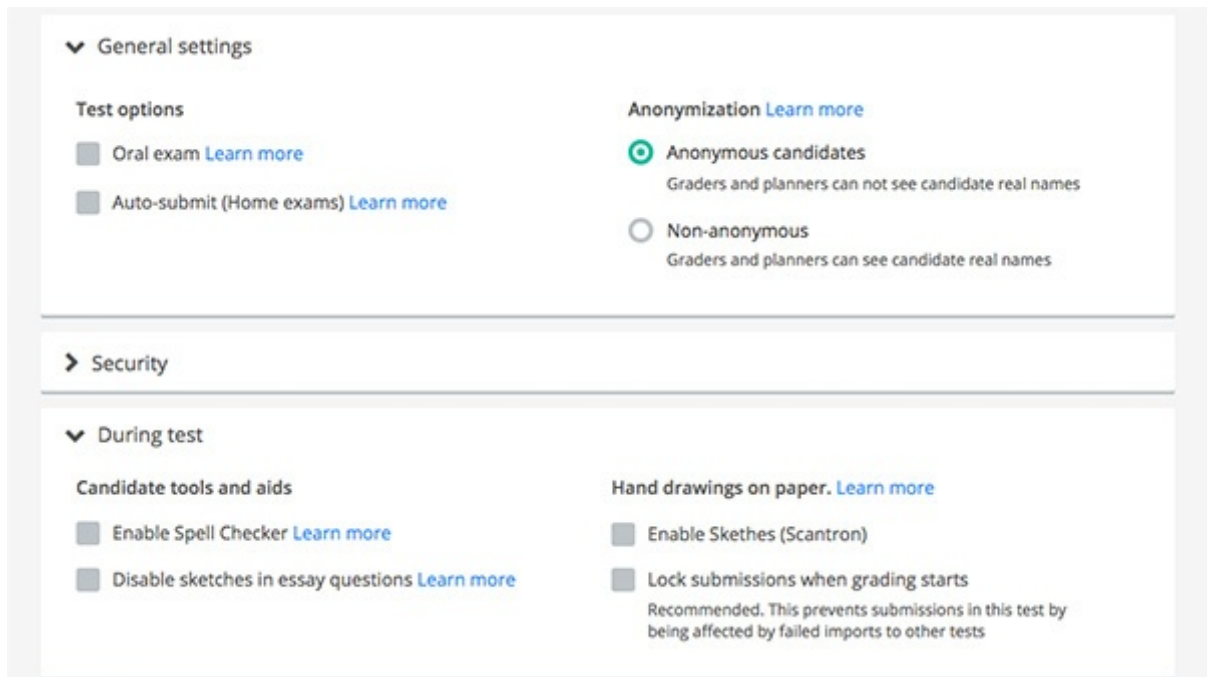
New features for Planners

Improved test option layout

We are continuously expanding the capabilities of Inspera Assessment. Consequently, the number of options is increasing, too. To make it more convenient, efficient and secure to set up new tests we are doing two things:

- New layout with options in more natural categories
- Adding support for Test Templates: Save and reuse settings quickly (May 5th release)

We fully understand that changes like these can be annoying. Keep calm and let us know if something seems inconsistent.



The open / collapsed state of each category is saved, so that the categories you are actually using, are open when re-visiting tests.

Tip!

The new layout allows setting the SEB password manually. Very useful if you want to unify SEB passwords across all tests carried out on the same day.

Security

Require Lockdown Browser

Safe Exam Browser for PC and Mac

Invigilator password:

easter

[Hide advanced options](#)

SEB password:

2816

By expanding Advanced options, you can edit the SEB password

Edit And Preview design settings in the Deliver tool

As described above, authors are now getting a brand new Design tool. The same tool is also added to the Deliver tool for Planners.

The screenshot shows the 'Deliver Design' view in a testing software interface. The top navigation bar includes 'Author', 'Deliver', 'Monitor', 'Grade', and 'Report'. The main content area displays '0 DEMO: All Question Types' with tabs for 'All questions (26)', 'Not attempted (26)', and 'Flagged (0)'. A table lists two questions: '1.1' (Essay, 10 marks) and '1.2' (Text Entry, 1 mark). A right sidebar shows settings for 'Biologi - Essay', including 'Number of questions: 20', 'Maximum marks: 200', and 'Randomly pulled questions: 8'. The bottom navigation bar includes 'Setup', 'Design', 'Assessment settings', 'Confirm', and 'Next'.

The Deliver Design view has been added as the second step after Setup

How Design in Deliver works:

When Planners add a Question Set to a test, the design-settings from the Question Set is also added to the test. From that point, planners can continue to edit these settings in the Design view. If the author updates any design settings in the Question Set, the planner is notified.

Allow graders to complete grading by committee

Graders in multiple committees have until now been forced to confirm own grading across all committees. We are now increasing the flexibility of the grading process by allowing graders to complete and confirm the entire grading process by committee.

GRADE | MA100

MA100

Some committees are not assigned to grade anyone Is the planner done allocating candidates?

Ready for grading

- Complete Your Grading Continue Grade your candidates ▾
- Confirm Your Grading Confirm ▾
- Complete Final Grading For 2
- Confirm Final Grading For 2
- Complete Final Grading For 1

Confirm all committees
Confirm committee 2
Confirm committee 1

Complete and confirm own grades by committee

Confirm grades on behalf of committees

Planners are now able to bypass own grading and confirm final grades on behalf of committees.

GRADE | MA100

MA100

1 candidates and 2 committees - Edit

Ready for grading

- ⊙ Committee 2 Final grades completed Confirm
- ⊙ Committee 1 Own grading in progress Bypass and start Final grading

In the case of "Grader left for Easter without confirming Final grades" this is useful.

Allow local applications in Safe Exam Browser 2.15

For exams carried out in Windows-based computer labs, we are now supporting one-click configuration of allowed 3rd party applications.

For details, contact your Inpera project manager.

Allow local applications

 For Windows Computer Labs only. [Learn more](#)

Microsoft Word

Microsoft Excel

Lingdys*

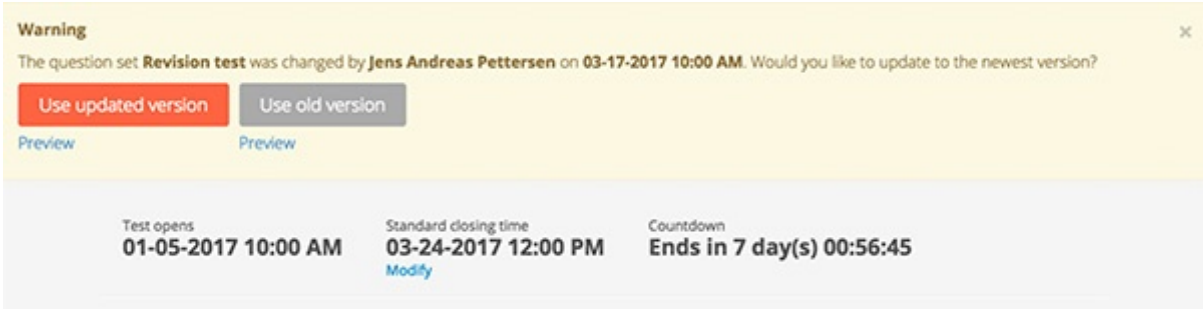
SPSS*

Custom*

* Might require Windows Registry update. [Learn more](#)

New warning when question set in activated tests are updated

Planners will now be notified if the connected question set has been updated, regardless if the test has been activated.



The warning dialog box has a yellow background and a close button (X) in the top right corner. The title is "Warning". The main text reads: "The question set **Revision test** was changed by **Jens Andreas Pettersen** on **03-17-2017 10:00 AM**. Would you like to update to the newest version?". Below the text are two buttons: "Use updated version" (highlighted in red) and "Use old version" (grey). Under each button is a "Preview" link. Below the buttons is a table with three columns: "Test opens" with value "01-05-2017 10:00 AM", "Standard closing time" with value "03-24-2017 12:00 PM" and a "Modify" link below it, and "Countdown" with value "Ends in 7 day(s) 00:56:45".

Warning thrown in activated tests, if Question Set has changed.


Post-submission review: Allow submission deletion

Planners can now allow candidates to delete their own submission after the exam.

▼ After test

Post-submission review

Allow student post-submission review

Availability to:  Always

Include Correct Answers and Results Page

Instant post delivery access

Allow students to delete own submission 

Enable Results Page

This feature requires Post-submission review

Other improvements

- Improved error messages upon failed CSV import of admin users
-

Grading

New features for graders

Reopen Final grading if still not approved by all

The screenshot shows a user interface for grading. At the top, there is a dark blue header with the text 'GRADE | REOPEN FINAL GRADING WHEN SOME HAS NOT CONFIRMED'. Below the header, the course 'MA100' is displayed. A light blue box contains the message 'Your grading completed.' Below this, a list of tasks is shown with green checkmarks: 'Complete Your Grading', 'Confirm Your Grading', and 'Complete Final Grading for committee 1'. To the right of the third task, there are two links: 'Edit Grades' and 'Show results'. A pink arrow points down from the 'Edit Grades' link to the 'Confirm Final Grading for committee 1' task. Below this task, there is a status indicator: a circle with a dot and the text 'Waiting for other graders to confirm.'

Final grades can be edited as long as other graders have not confirmed yet

Complete grading by committee.

Refer to New features for planners above.

From Beta to Production

- Scantron Sketches
 - Inpera Lockdown for Chromebooks
 - Invite candidates to test with test codes
-

Now in Beta

Print Manager (Closed beta)

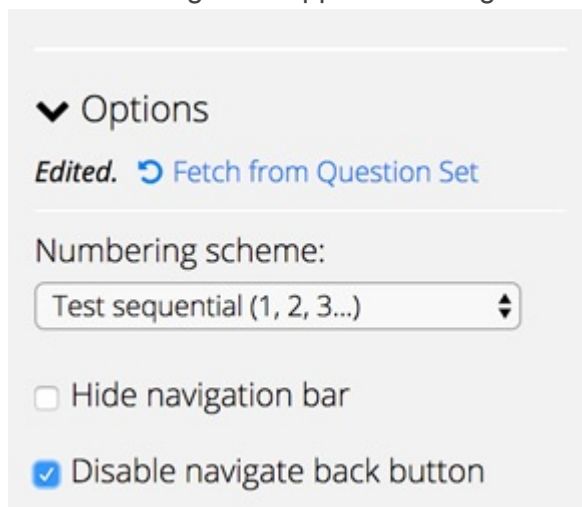
General API for exporting test results to JSON:

- Marks pr. question
- Selected alternative pr question
- Time spent per question
- Attendance and ID check
- Extra time
- ++

For participating in the beta, contact your Inspera project manager.

Known issues upon release

- If an Author edits the Design Settings in a Question Set already added to a Test (draft), the Planner is in some cases not alerted. Nevertheless, the planner will know that something has happened through the Status tag in the Design panel in Deliver:



"Edited" means that there is a mismatch between Design Settings in the Question Set and the Test

- Planners and graders navigating to a deleted submission (by direct link), will get a non-informative error message
- Candidates with SEB 2.15 and Lingdys activated as Allowed Application on a computer without Lingdys pre-installed, will get a non-informative error message
- Swedish and Polish language packs are being revised and will be improved
- Knowledge Base is being updated. Due to a high number of new features and changes to existing interfaces, this will take some time. We apologize for this. In the meantime, use Service Desk for any question you might have.
- Issues with demo tests:

- In the new Settings layout, many settings are irrelevant to demo-tests, and will be hidden in the future.
- Option for making a demo test public, is somewhat hidden in the Security Category. This will be improved.
- The new Settings layout is "jumping" in some versions of Windows Edge and Firefox. Will be improved

- Random pull from section requires all questions within section to award the same maximum marks. But non-marked items, Documents and Forms, are not blocked. Should they be? Something to think about during the Easter.

Inspira AS Brynsveien 18 Oslo, Oslo 0667 Norge

You received this email because you are subscribed to Inspira Assessment Release Notes from Inspira AS.

Update your [email preferences](#) to choose the types of emails you receive.

[Unsubscribe from all future emails](#)