



## Inspera Assessment was updated 10th February 2017

The update took place during the evening CET.

In this email you can learn more about:

- Upcoming webinars
- New features
- Improvements

Best regards,

The Inspera team

---

### Upcoming webinars

- **Release webinar.** Wednesday 15th Feb at 1pm CET (tomorrow)  
[Sign up here](#)
- **Scantron Pilot** summary. Thursday 16th Feb 1pm CET.  
Webinar with feedback, questions and discussions.  
To join, contact Jens A. Pettersen.
- **Planner Touchdown.** Tuesday 21st February.  
The first Planner series webinar. Taking place twice a month all spring. Extended to one hour and with option to suggest topics you want us to cover in the webinar upon [signup](#).
- The updated spring webinar program can be found [here](#).

---

## New features

### Introduction

#### Starred features require activation

Although comprehensive, this release provides few visual changes in the interface. As the Inpera user base continues to grow, we are committed to keep it simple for end-users, and at the same time make it easier for you, Admins and Planners with extended access, to adapt the service to your own organizational needs and workflows.

A natural consequence of this approach is that many new features now require activation *pr* account. This enables you to choose whether *your* users should be able to access it or not. From now on, features that are deactivated by default, will be starred\* in all Release Notes.

#### Beta?

We are continuing to develop new features in collaboration with you. Updates tagged with **BETA** essentially means that some, selected clients are already in the process of testing it. As a rule, features in Beta can be expected for general release in the next scheduled release.

**This time, the next release is scheduled for 3rd March 2017.**

### New features in this release

#### Show Candidate login details as list

*One-time users.* For tests with manual distribution of login details, planners can now print a compact list of all candidate user names and passwords.

Author Deliver Monitor Grade Report

**AUdio is active**

Test opens **02-13-2017 10:00 AM** Standard closing time **02-14-2017 12:00 PM** Countdown **Ends in 15:21:10**  
Modify

Question Set  
**audio** by Henriette Stubberu...  
Preview English

Test information (optional)  
**Not set**

**Candidate login details** [Show as list](#) ←

Setup Assessment settings Confirm **Activated** Refresh

## New quick-action to close a test and open for grading\*

*Non-FS tests.* Planners can now end a test and open for grading with one click from within the grading tool.

GRADE | 1.31.2017\_1

**1.31.2017\_1** ↓

1 candidates and 0 committees - [Edit](#)

**Still open for candidates.** Test closes 02/28/2017 [Close now and start grading.](#)

**Not ready for grading**

> **Details**

> **Contributors** - Open the Deliver-tool to manage


## Integration with Skolfederation\*

Skolfederation provides an infrastructure for login that facilitates access to digital resources, protects user privacy and provides a secure service for Swedish schools.

[Learn more](#)

## Integration with Google SSO\*

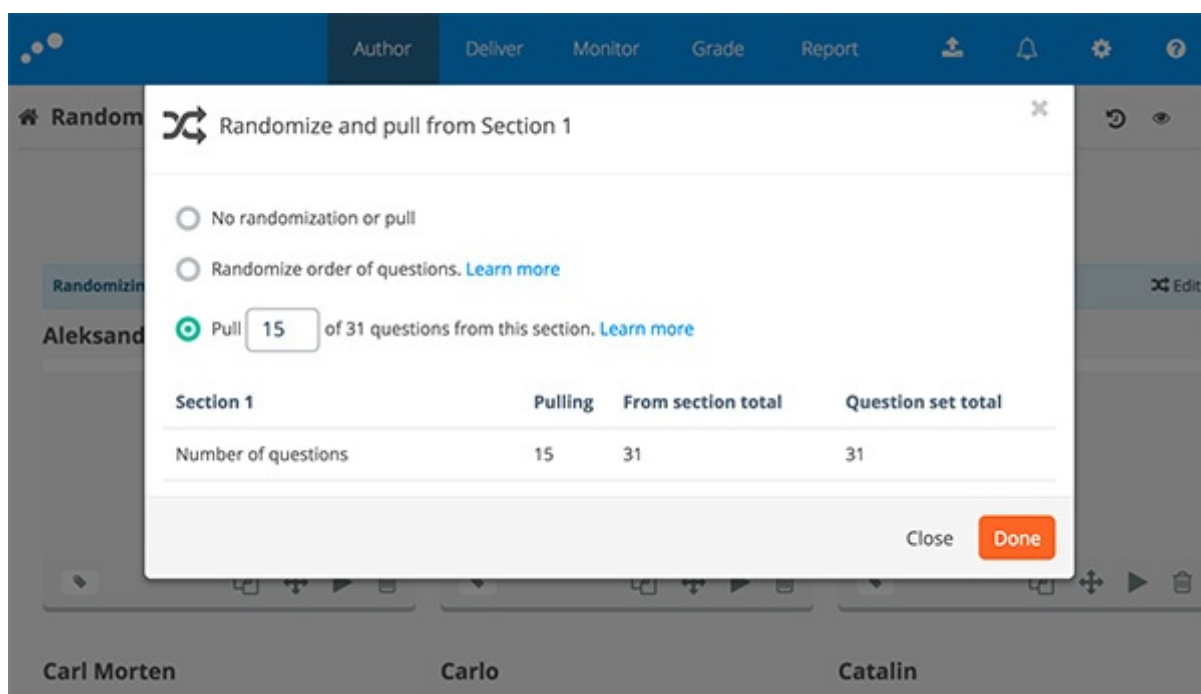
Let students and admin-users access Inspera Assessment using their own Google account. Documentation will be made available upon general release.



## Sections are *the new black*

This spring we are releasing exciting new possibilities for sections in question sets. In this release, beta users can get familiar with:

### Random order and random pull from sections\* BETA



- Random order: Questions are shuffled for each Candidate

- Random Pull: A number of questions are randomly selected from section for each candidate. This feature requires that all question within the section have the same Maximum marks, to avoid that candidates are randomly given unequal possible maximum marks on a test.

### Vertical sections\* BETA

Vertical sections enable authors to organize all questions within a section on one page.

The screenshot shows a user interface for an assessment. At the top left, it says "Candidate ID Connected" with a green dot. At the top right, there is a hamburger menu icon. The main content area contains two questions:

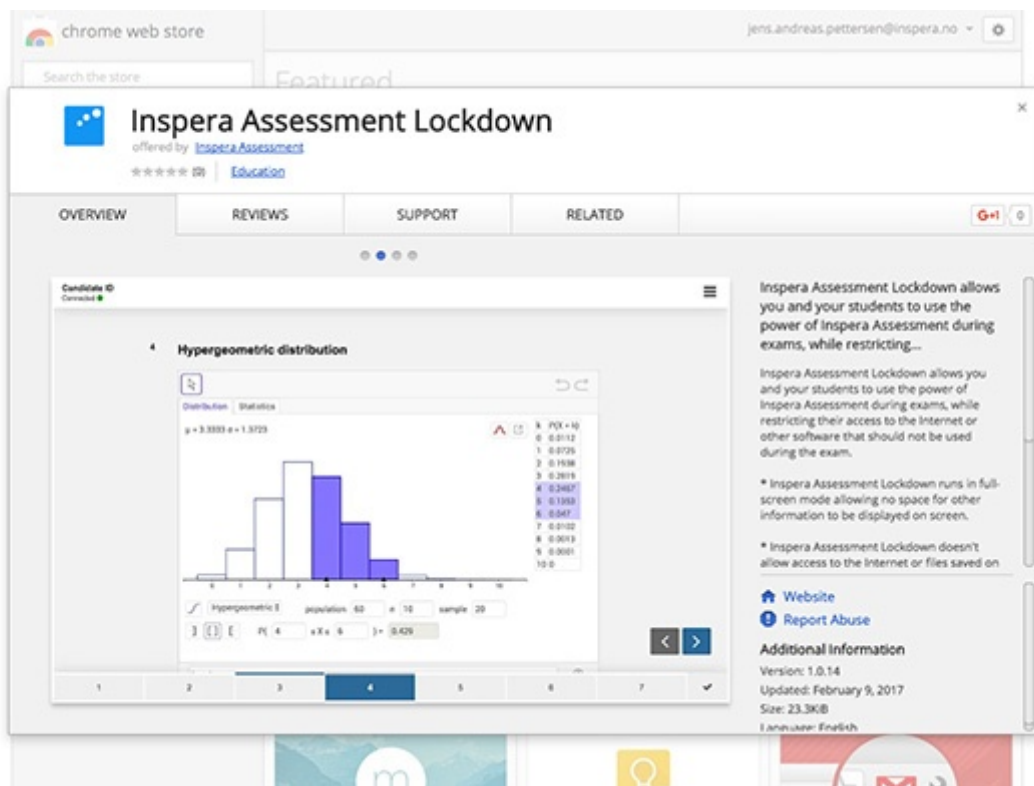
- 1 geogebra**  
Fill in your   $\Sigma$  here  
<http://www.geogebra.org/exam>  
[Check answer](#)
- 2 New Question**  
Write your question text here ...  
A toolbar with various Geogebra tools (point, line, circle, etc.) and a coordinate plane with a y-axis from 3 to 6. There are navigation arrows and a checkmark at the bottom right.

At the bottom, there is a progress bar with two sections: "1" (grey) and "2" (blue), with a checkmark at the end.

*Basic example of combining a Math input with Geogebra on the same page.*

### Lockdown browser for Google Chromebooks BETA

With the new **Inspira Assessment Lockdown** you can organize secure, closed-book exams with Chromebook computers.



**Please note.** In conjunction with the release of lockdown browser for Chromebook, we are in the process of unifying captions referencing Safe Exam Browser and Lockdown Browser for Chromebook. For example, in Monitor, attentive users will notice that the candidate action *Exempt from SEB* has been renamed *Exempt from lockdown*, since this action exempt candidates from both Safe Exam Browser and Inspera Assessment Lockdown for Chromebooks.

The functionality is the same.

## Test Codes: Candidate self service for joining tests\*

*Test Code* is a new way to assign students to a test. By sharing a unique invite code with them, they can join the test by themselves. Test codes are unique pr. test and are generated upon activation. Students joining a test are automatically added as candidates on the fly and shows up in Monitor and Grading, as assigned candidates already do.

Dashboard Author **Deliver** Monitor Grade Report 1 contributors Log Monitor

Tests > New Test

## Setup

Test name:  Question Set:

Test opens:  Standard closing time:   Duration:

Test information (optional):

Invitation mode:  Add candidates to test [Learn more](#)  Invite by sharing Test Code [Learn more](#) ←

Test Code  
Available when test has been activated

Setup Assessment settings Confirm **Next >**

*Invitation mode: Invite by sharing Test Code*

test

# Jens Andreas Pettersen

My tests Archive Demo tests

No tests

Do you have a Test Code?

**Register**

*New candidate option: Register Test Code*

## Other improvements

- General platform consolidation

- Player: Improved loading of tests on unstable networks
- HTML based rendering of candidate login credentials
- File uploads: Improved verification of uploaded files
- ~~Improved handling of candidates using Inspera Assessment across multiple browser tabs in the same test.~~ Postponed to next release.
- Accessibility: Keyboard navigation for Drag and Drop and Hotspot questions
- Essay: CK Editor upgraded to [version 4.6](#)

Inspira AS Brynsveien 18 Oslo, Oslo 0667 Norge

You received this email because you are subscribed to Inspera Assessment Release Notes from Inspira AS.

Update your [email preferences](#) to choose the types of emails you receive.

[Unsubscribe from all future emails](#)