

## Inspera Assessment was updated 21st December 2016

The update was completed at 19.00 CET. More on this further down this email, but first we would like to take this opportunity to say:

### Happy Holidays!

The 2016 autumn is coming to an end and we can look back on an exiting year. Together with you we have developed an even more usable Inspera Assessment - and the volume has more than doubled since 2015. We will continue to develop the platform in 2017 with important new features like:

- Pull and randomization of questions
- Analytics - Metrics about question quality and strong / weak areas for candidates
- Vertical sections and section stimulus
- Non-anonymous candidates
- Criteria-based assessment
- Several new question types: Portfolio + +
- Use Monitor more efficiently - to do even more things
- Improved collaboration and workflow for authors and planners
- + +

Updated webinar program will be published January 20th.

We are in business on working days during Christmas. Call +47 23 24 51 00 (09.00 - 15.00 CET) or use Service Desk.

We wish you all the best for the Holidays, and thank you for all the great work we have done together in 2016.

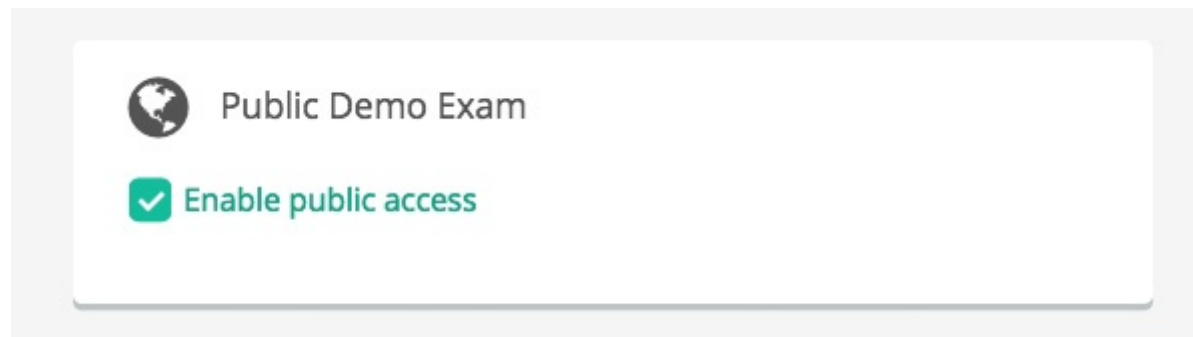
The Inspera team

---

New features in this release:

## Public demo tests

Demo tests can now be set to "Public", so that can be access without login.

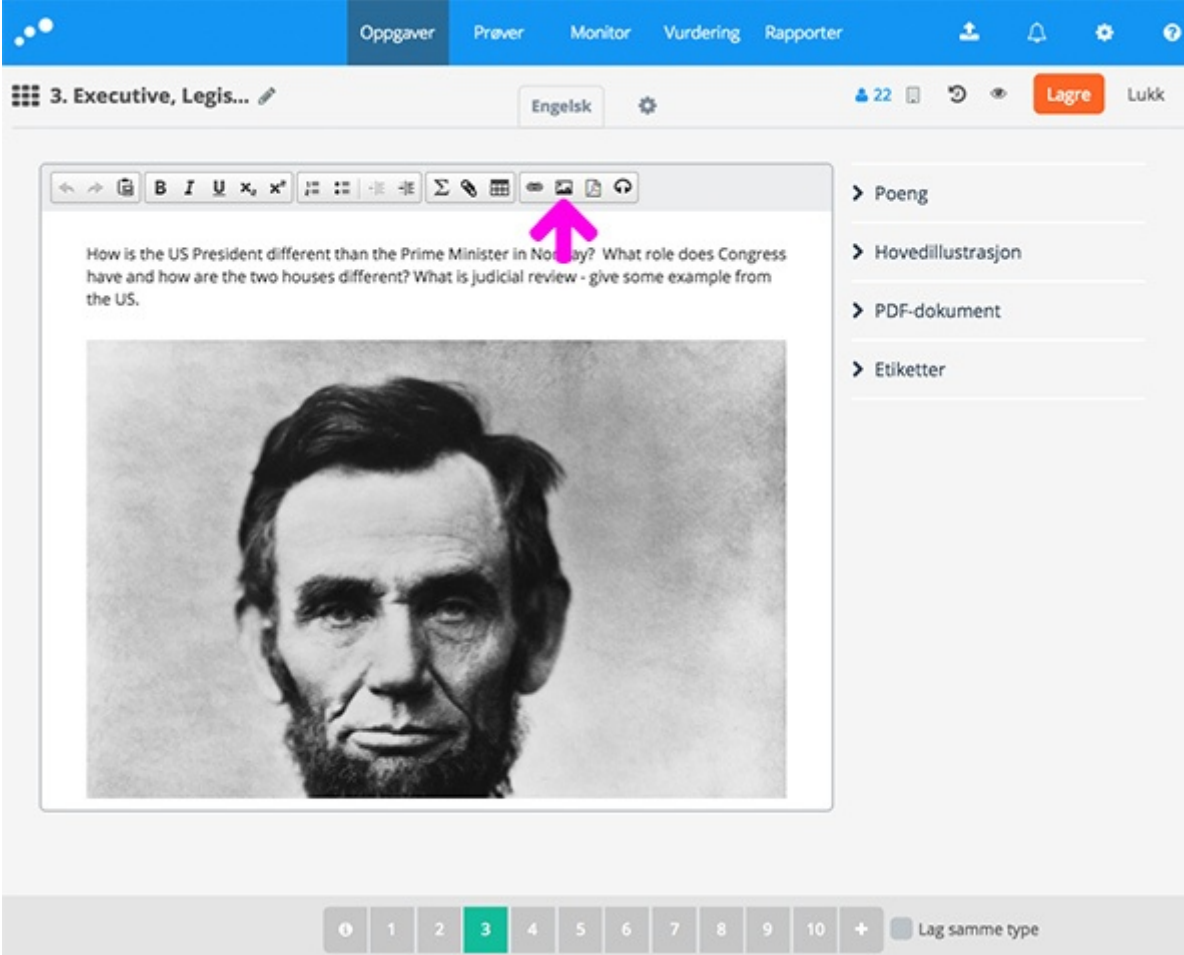


### Please note:

- This feature requires activation pr. customer. Contact your project manager
- Only demo tests can be public
- Public Demo Tests can not require Safe Exam Browser

## Inline images in questions

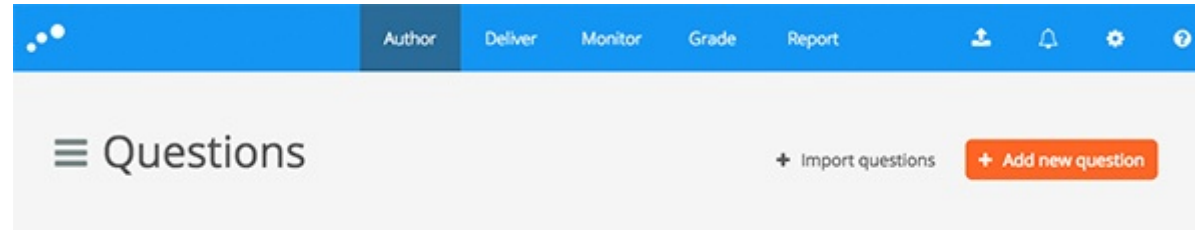
Finally, you can place images anywhere you want when authoring questions



The screenshot displays a software interface for creating questions. At the top, a blue navigation bar contains the following menu items: Oppgaver, Prøver, Monitor, Vurdering, and Rapporter. Below this, a header bar shows the current question title "3. Executive, Legis...", the language "Engelsk", and buttons for "Lagre" (Save) and "Lukk" (Close). The main editing area features a rich text editor toolbar with icons for undo, redo, bold, italic, underline, strikethrough, bulleted list, numbered list, link, unlink, table, and image. A pink arrow points to the image icon in the toolbar. The question text reads: "How is the US President different than the Prime Minister in Norway? What role does Congress have and how are the two houses different? What is judicial review - give some example from the US." Below the text, a grayscale portrait of Abraham Lincoln is embedded inline. To the right of the editor is a sidebar with expandable options: Poeng, Hovedillustrasjon, PDF-dokument, and Etiketter. At the bottom, a question sequence bar shows 10 numbered buttons, with the number 3 highlighted in green, and a "Lag samme type" (Add same type) button.

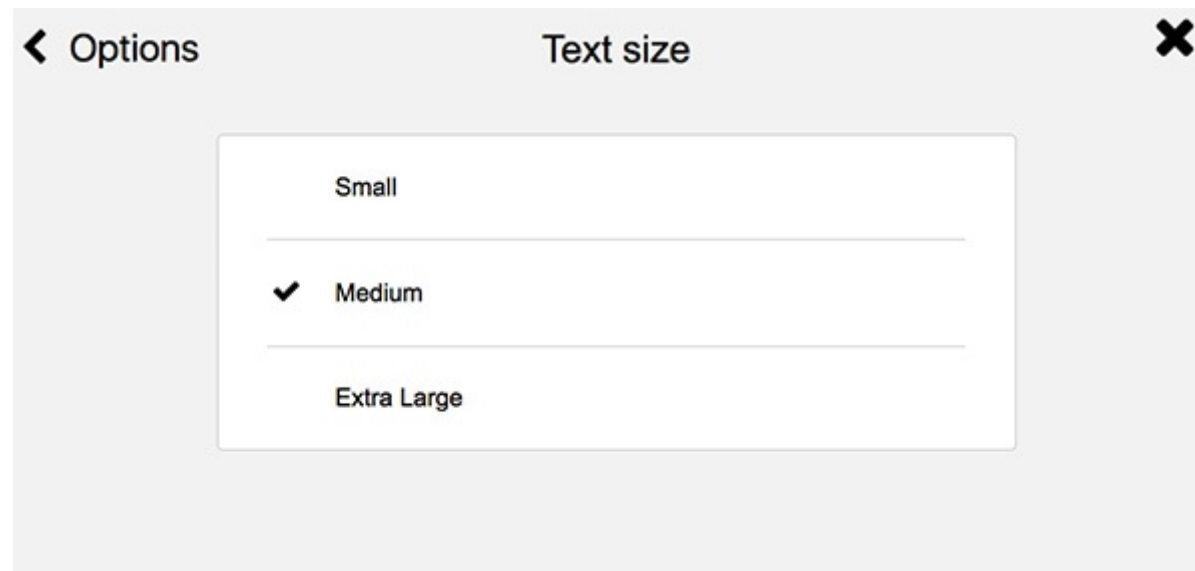
## Import complete question sets (QTI)

This feature requires activation pr. customer. Contact your project manager

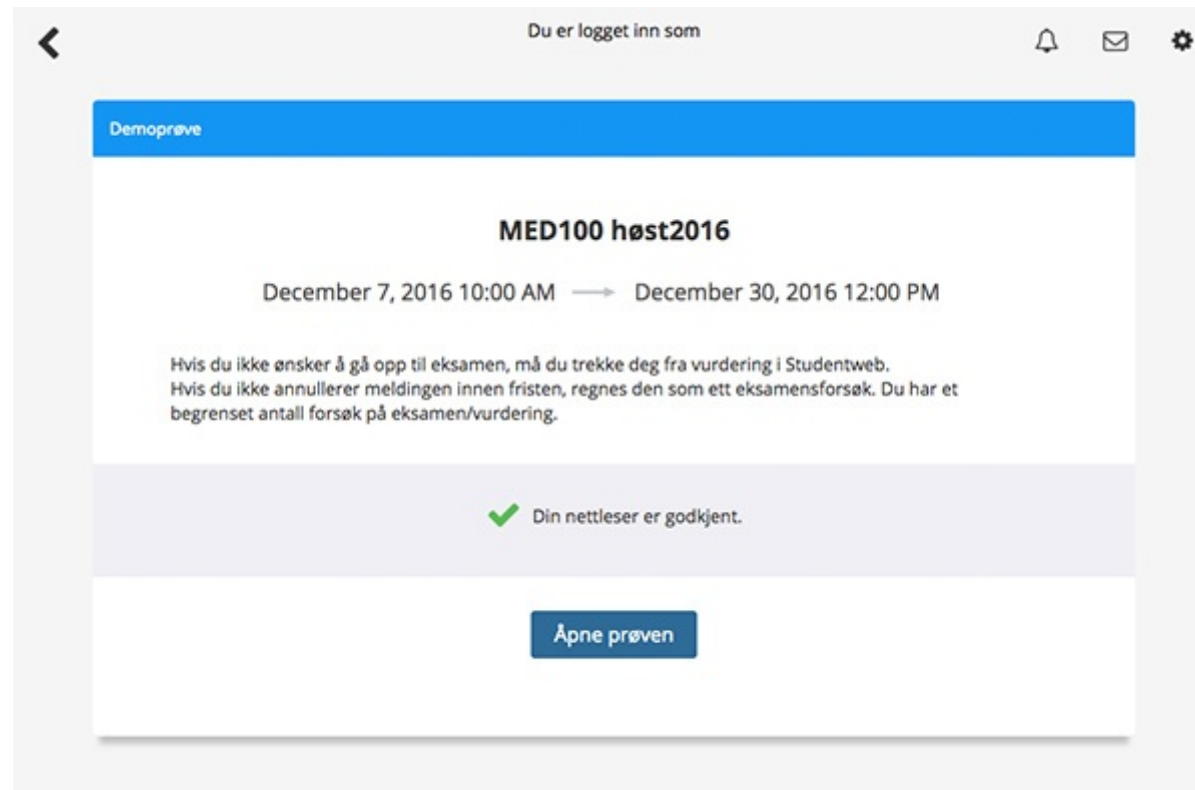


## Adjust font size in Player

Candidates can now adjust the font size during exams, even when browser zoom is otherwise disabled (Safe Exam Browser)



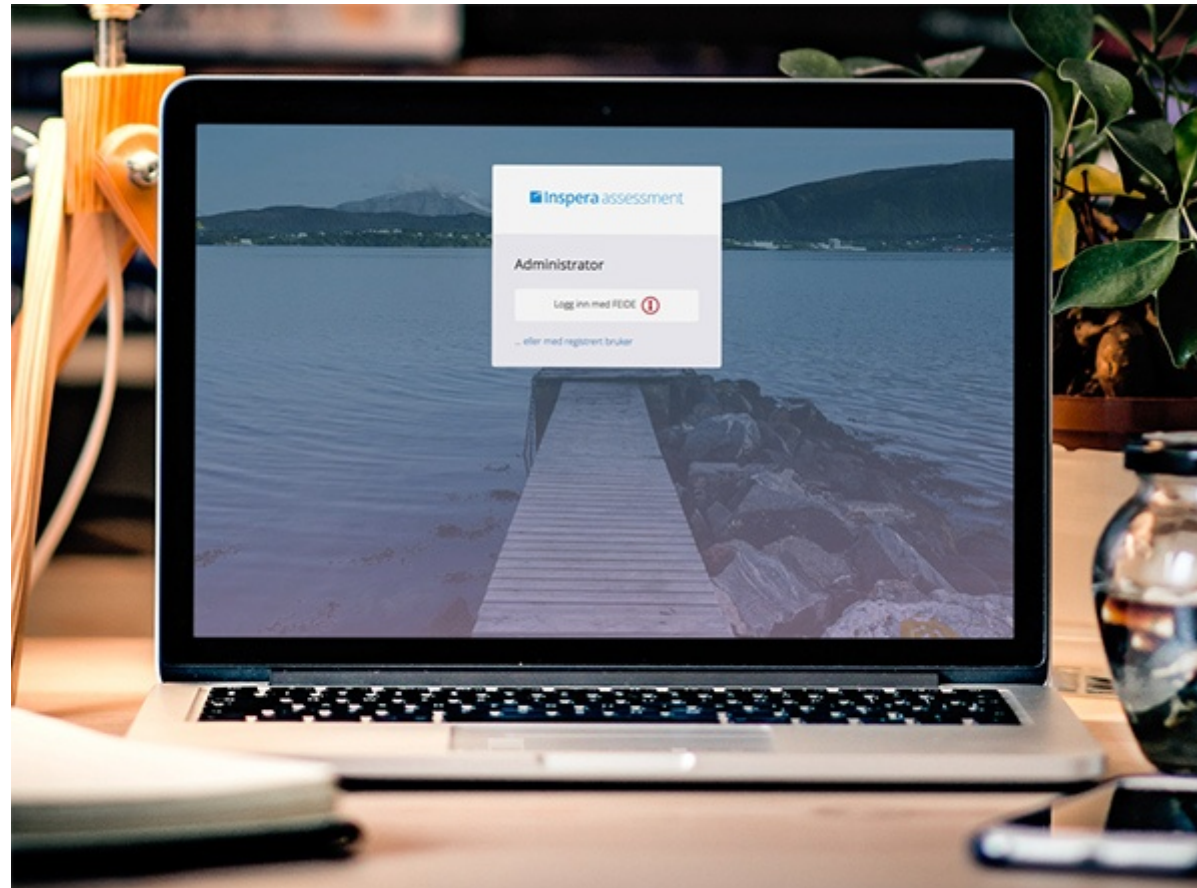
**Test Information is now displayed above Start Test button**



**Please note.** We know many tests have quite long information texts. While reviewing earlier tests in the Dashboard Archive, the new position of the info text might in some occasions push other important information too far down on the screen. This is why we have added a show / collapse to the roadmap.

## New background images on login screens

We have updated the default images for students and admins. These images can be customized for each customer. Please contact your project manager.



## Other improvements

- Grading: Improved rendering of essay responses (removed duplicate line breaks)
- Automatic numbering: Sections with only one questions is numbered as "1", as opposed to "1a"
- Results page for candidate: Manual marks displayed if: There is only one grader, or marks are shared between graders
- Accessibility:
  - Improved support for keyboard navigation and screen readers
  - Alt-text for images

- Increase text size in SEB
- PDF panel: Improved support for screen readers
- Change password: Customize configuration pr account
- Player: Improved support for offline events after candidate has submitted
- Sketches:
  - Sketches are included in PDFs
  - Sketch Codes hidden in Document question type
  - Chief Invigilator can register sheets and access codes in Monitor
  - Import sketches in the context of a test
  - Lazy loading of codes in player and monitor
  - Sketch codes hidden from graders

## Bug fixes

- Essay with Plain text + Expand automatically enabled, sometimes collapsed back to initial height in player
- PDF
  - Programming responses now renders code with correct syntax
  - Improved rendering of special characters

Updated documentation will be available in January 2017

Inspira AS Brynsveien 18 Oslo, Oslo 0667 Norge

You received this email because you are subscribed to Inspira Assessment Release Notes from Inspira AS.

Update your [email preferences](#) to choose the types of emails you receive.

[Unsubscribe from all future emails](#)